

International Strategy Update

Third Quarter, 2016

INTERNATIONAL MARKET REVIEW

The MSCI EAFE Index (the "Index") returned +6.4% in the third quarter, marking the strongest three months in developed International markets since 2013. In local currency terms, the Index advanced +6.0%; a weaker U.S. Dollar added +0.4% to U.S. investor returns. Improving economic indicators helped the market recover from the Brexit-related sell-off in the beginning of the summer. The British Pound depreciated by -2.8% relative to the U.S. Dollar, while the Yen (+2.1%) and Euro (+1.2%) appreciated.

The Eurozone's economic outlook held steady with manufacturing and service surveys pointing to modest but somewhat accelerating growth. The UK economy looked resilient with a surprisingly strong 6% increase in retail sales. Japan's economic activity remained muted, but the Bank of Japan's increasingly innovative policy boosted investor sentiment. China's mini-stimulus helped its industrial sectors and OPEC announced an agreement to cut output, prompting a rally in oil prices.

Materials (+15.8%) was the best performing sector in the Index thanks to higher industrial metal prices. Acquisition activity and new product cycles drove up Technology (+14.7%) stocks. Health Care (-2.4%) was the worst performing sector on concerns about pricing pressure in the U.S. drug market. The Energy (-1.5%) sector softened after its surge last quarter. Australia (+16.7%) and New Zealand (+12.4%) led the Index as they benefited from commodity exposure. Hong Kong (+11.9%) was bolstered by a rebound in its real estate sector. Denmark (-6.3%) and Israel (-2.0%) were the worst performing countries, weighed down by large pharmaceutical companies.

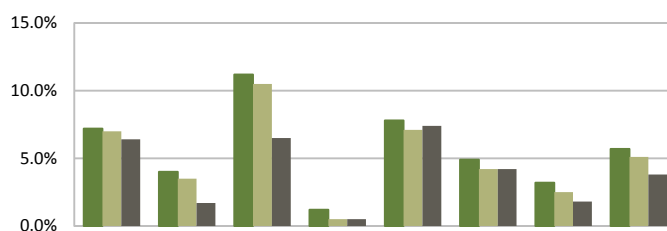
PORTFOLIO REVIEW

A composite of accounts invested in the Boston Common International Equity strategy returned +7.2% before fees, outperforming the Index. This quarter also marks a strong 1-year trailing period in absolute and relative terms, with our strategy returning +11.2% before fees, compared to the Index's rise of 6.5%.

Stock selection in the Industrials sector was the largest contributor to our relative results. Dutch industrial Philips (+19.2%) and Spanish wind turbine manufacturer Gamesa (+21.6%) led the portfolio with solid fundamental results. We also benefited from selection in the Consumer Staples sector, in which household products and adhesives company Henkel (+11.7%) delivered steady sales and earnings growth. The UK was a key regional contributor with strong stock selection including Barclays (+18.4%), a bank, and Spirax-Sarco (+16.8%), a provider of efficient steam and pump systems. Our portfolio's top two individual contributors were Asian e-commerce companies Alibaba (+33.0%) and Rakuten (+20.2%).

The Materials sector was the largest detractor from relative returns, weighed down primarily by poor financial results for green chemistry

PERFORMANCE



	QTD	YTD	1Yr	3Yr	5Yr	7Yr	10Yr	Since Inception*
Gross	7.2%	4.0%	11.2%	1.2%	7.8%	4.9%	3.2%	5.7%
Net	7.0%	3.5%	10.5%	0.5%	7.1%	4.2%	2.5%	5.1%
MSCI EAFE	6.4%	1.7%	6.5%	0.5%	7.4%	4.2%	1.8%	3.8%

CONTRIBUTORS & DETRACTORS

TOP IO	% OF CAPITAL	RETURN	RELATIVE CONTRIB.	SECTOR
ALIBABA GROUP HOLDINGS	1.5%	33.0%	0.35%	Technology
RAKUTEN INC	2.0%	20.2%	0.27%	Consumer Discretionary
SAP	1.8%	21.9%	0.25%	Technology
KONINKLIJKE PHILIPS	1.9%	19.2%	0.22%	Industrials
HOYA CORPORATION	2.3%	13.4%	0.15%	Healthcare
BMW BAYERISCHE MOTOREN WO	1.9%	15.0%	0.15%	Consumer Discretionary
GAMESA CORP TECNOLOGICA S	1.1%	21.6%	0.15%	Industrials
MELIA HOTELS INTERNATIONA	1.6%	16.6%	0.15%	Consumer Discretionary
SVENSKA HANDELSBANKEN A S	1.7%	14.5%	0.14%	Financials
TAIWAN SEMICONDUCTOR MFG	1.5%	15.8%	0.14%	Technology
			1.96%	

BOTTOM IO	% OF CAPITAL	RETURN	RELATIVE CONTRIB.	SECTOR
ROCHE HLDGS	3.2%	-5.4%	-0.39%	Healthcare
NOVARTIS	2.8%	-4.2%	-0.30%	Healthcare
UNILEVER	3.2%	-0.2%	-0.22%	Consumer Staples
SMITH & NEPHEW	1.8%	-4.6%	-0.21%	Healthcare
BT GROUP	1.5%	-5.6%	-0.18%	Telecommunications
CASINO GUICH-PERR	0.9%	-12.8%	-0.18%	Consumer Staples
SINGAPORE TELECOMM	2.0%	-2.6%	-0.18%	Telecommunications
CHECK POINT SOFTWARE TECH	1.8%	-2.6%	-0.16%	Technology
NOVOZYMES A/S-B SHARES	1.1%	-8.1%	-0.16%	Materials
DEUTSCHE TELEKOM	1.9%	-1.2%	-0.14%	Telecommunications
			-2.12%	

company Novozymes (-8.1%) and by our lack of exposure to the rebounding metal and mining industry.

To a lesser extent, the Telecom sector hurt performance as BT Group (-5.6%) was pressured by concerns about the impact of lower bond yields on its pension liabilities. Holdings in the traditionally defensive Healthcare, Consumer Staples, and Telecom sectors accounted for the seven largest detractors from relative performance. Roche (-5.4%), Novartis (-4.2%), and Unilever (-0.2%) dragged down our stock selection in Europe ex. UK, which was our worst performing region.

International Strategy Update

Third Quarter, 2016

PORTFOLIO ACTIVITY

During the quarter, we purchased two Japanese consumer staples companies, Kao and Shiseido. Kao's domestic household products franchise, Japan's largest, generates strong cash flow that is complemented by growth in its overseas Asian businesses. Trading at 10x EBITDA, Kao looks attractively valued relative to global peers. As Japan's largest cosmetics company, Shiseido's brands command premium pricing. The company's operating efficiency trails global peers and new management's strategy to restructure its sales network should improve profit margins. We also purchased Danish jewelry company Pandora. The company's reasonably priced products have significant appeal to the mass market, delivering approximately 20% annual revenue growth, yet the stock trades at 11x EBITDA. Pandora is also an ESG leader on its sourcing practices, using 96% and 83% recycled gold and silver with the remainder from certified responsible mines.

We sold Japanese consumer companies Mazda and Unicharm due to our view that they have more challenging competitive positioning compared to alternative Japanese holdings. We also sold Australian healthcare company CSL as its historically high valuation appeared to fully incorporate substantial profit improvements.

ECONOMIC & MARKET OUTLOOK

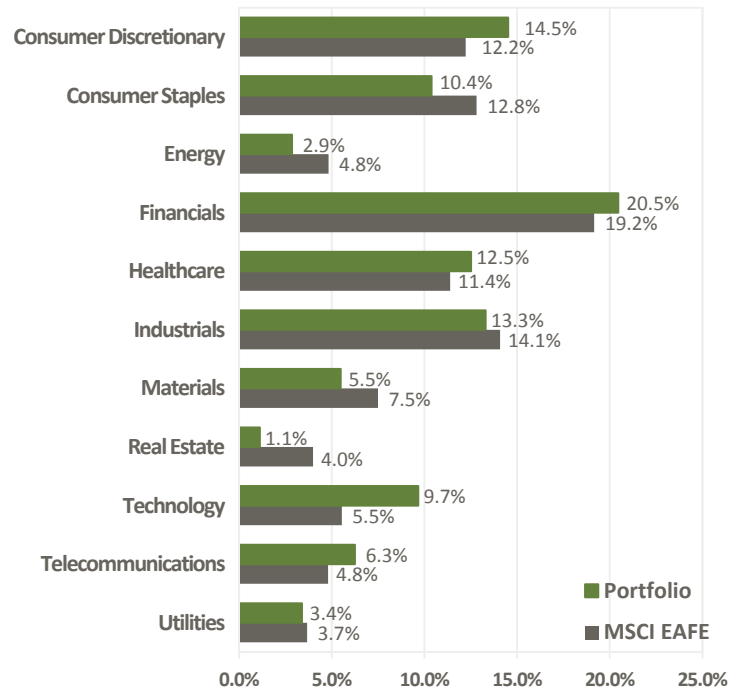
In Europe and Japan, policymakers are pursuing unconventional approaches to boosting growth beyond the current 1% to 2% pace. Japan's plan to combine government spending on infrastructure and human capital investment with central bank purchases of government bonds may be a potent stimulus mix. Emerging Markets are growing more than twice as fast as developed economies and could again boost global demand. Improving growth expectations at home and abroad should help European corporations expand profitability from still depressed levels. Aggregate valuations look reasonable at 14x forward earnings, but there are key differences by industry and region. We believe political risks and the slow growth backdrop warrant a portfolio strategy focused on long-term opportunities related to environmental solutions, enablers of efficiency improvements, as well as management-led profit recovery.

Europe

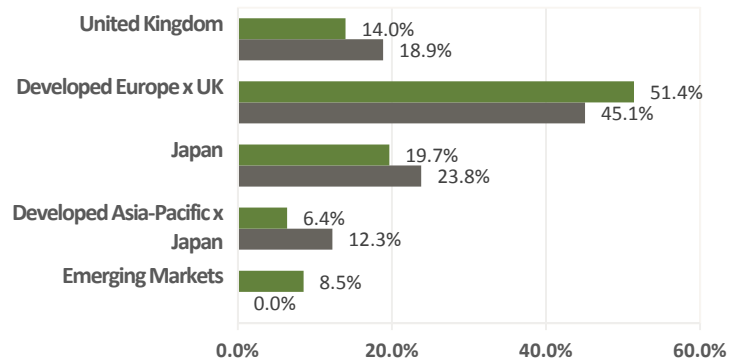
Corporate profitability in Europe is showing signs of recovering from the weight of a long period of recessionary conditions. Earnings estimates are ticking up on a top-down and bottom-up basis and real growth in the region remains steady at 1.7%. Inflation is slowly edging up, but remains low enough to justify continued monetary support. In some countries the economic outlook is stronger; Spain, Ireland, and Sweden are growing faster than 3%. Eurozone unemployment is expected to fall below 10% for the first time since 2009 and the jobless rate is at or below pre-crisis levels in Germany (4.2%), the Netherlands (5.8%), and Switzerland (3.2%).

The UK's solid economic performance (5.0% unemployment) relative to the Eurozone probably gave some citizens confidence to vote for a separation from the European Union (EU). The UK referendum exemplifies the broader backlash against global integration. Political uncertainty is a key risk to the market outlook and the UK's negotiation with the EU raises many questions for European businesses. Concerns about the hardline stance of Prime Minister Theresa May's government caused the British Pound to fall to a 31-year low relative to the U.S. Dollar. The UK currency has also declined to a five-year low relative to the Euro, suggesting Britain needs the Eurozone

SECTOR ALLOCATION



REGIONAL ALLOCATION



PORTFOLIO CHARACTERISTICS

	BOSTON COMMON	MSCI EAFE
# HOLDINGS	68	927
Valuation		
Next 12m Price to Earnings	15.9	14.5
Price to Book Value	2.2	1.6
Price to Sales	1.6	1.0
Dividend Yield	2.6%	3.3%
Growth		
5yr Sales Growth	-0.6%	-0.1%
5yr EPS Growth	6.3%	1.3%
Risk		
Wtd Avg Mkt Cap	49,993	55,162
LT Debt/Cap	29.9%	36.1%
Beta	1.02	1.00

International Strategy Update

Third Quarter, 2016

more than the other way around. The weaker Pound helps exporters, which have propelled the UK's stock market near all-time highs in local currency. Smaller, domestically-oriented companies are more affected by the unclear future. We anticipate protracted negotiations between the UK and EU as the two sides look to reconcile Britain's desire for continued access to the single market with its resistance to the required free movement of people.

With declining impact from expansionary monetary policy in Europe, government spending or lower taxes could help to offset headwinds from political uncertainty. This near-term boost in demand could complement accommodative monetary policy that, alone, has not been able to spark the long-awaited increase in investment spending. Policy support would also be welcome for the banking system, which continues to dampen confidence despite substantially stronger balance sheets compared with a decade ago. We believe a combination of monetary and fiscal stimulus could eventually catalyze earnings, which need to grow by 40% to get back to its 10-year average level.

Valuations, in line with long-term averages, look reasonable given our expectations for profit growth. We remain underweight the UK, but overweight Europe ex. UK, especially in the Technology and Consumer sectors. We favor Scandinavia where there are financially strong ESG leaders and solid macro prospects.

Japan

Japan was facing low growth and deflation for two decades before the question of secular stagnation was raised in Europe. Although Japan did experiment with quantitative easing in 2001, it has substantially expanded creative policy initiatives to promote growth. Most recently, the Bank of Japan set a 0% target yield for 10-year Japanese Government Bonds in an effort to control both short- and long-term interest rates and motivate investing without further damage to banks' earnings prospects.

In addition to expansionary monetary policy, Japan is pursuing fiscal stimulus and structural reform. In August, the Japanese cabinet approved a 28 trillion Yen package (over 6% of GDP) including spending on infrastructure and childcare. Although new and near-term projects are only a small fraction of the plan, Japan is expected to have more than a 5% budget deficit over the next year, larger than any other major advanced nation.

Japan's workforce has long been noted for its homogeneity as its population is made up of only 2% foreigners, one-sixth that of its OECD counterparts. To counter the deflationary effects of its shrinking supply of labor, the Japanese government has been easing its immigration policy. As a result, there has been a notable increase in temporary and permanent foreign residents. Similarly, policies directed toward childcare have helped to increase female participation in the formal labor market. While we are encouraged by Japan's policy determination.

Asia Pacific & Emerging Markets

Investor sentiment has improved for Emerging Markets. In Brazil, the political situation has stabilized and its deep recession is projected to end next year. This modest turn in the tide has driven a strong recovery in Brazilian equities and its currency. In Turkey, an attempted military

NEW & CLOSED POSITIONS

CLOSED	SECTOR	% OF PORT.
CSL LTD	Healthcare	0.8%
MAZDA MOTOR CORP	Consumer Discretionary	0.6%
UNICHARM CORP ORD	Consumer Staples	1.1%
TOTAL CLOSED		2.6%

NEW	SECTOR	% OF PORT.
COWAY CO LTD	Consumer Discretionary	1.0%
KAO CORP	Consumer Staples	1.2%
PANDORA A/S	Consumer Discretionary	0.9%
SHISEIDO CO. LTD.	Consumer Staples	1.0%
TOTAL NEW		4.1%

COMPANY SPOTLIGHT: PANASONIC

Description

Osaka-based Panasonic is a diversified conglomerate historically focused on electronics. In the Automotive and Industrial Systems (33% of sales) business segment, products include multimedia equipment, electrical components, and batteries. Air conditioners and refrigerators are key product lines in the Appliances (27%) division. The Eco solutions (18%) segment includes LED lighting, solar power systems, air purifiers, and smart grid technology. Audio/Video Networks (13%) include in-flight entertainment systems. Revenues are split among Japan (48%), U.S. (15%), China (13%), Europe (9%), and Other (13%).

Integrated Investment Thesis

Panasonic should benefit from trends including electrification and autonomous driving, increasing connectivity, and rising attention to energy efficiency. Panasonic's management team narrowed its focus in the highly competitive consumer electronics industry and expanded into more profitable industrial businesses. The company is one of three major global suppliers of lithium ion batteries, and its partnership with Tesla could be a key future profit contributor. Panasonic's clean technology products should see rising demand as consumers and businesses seek economic approaches to environmental challenges. In our view, the company's favorable financial outlook is a function of end-market growth, improved business mix, and effective management. Trading at 14x forward earnings and 4x EBITDA, Panasonic's valuation would suggest the overall market has lower expectations for continued fundamental progress.

ESG Highlights

Panasonic derives significant revenue from a wide range of environmental solutions related to solar energy, air and water quality, battery technology, and efficient buildings. Aligned with its strong commitment to providing quality green solutions, Panasonic has strong environmental practices including take-back programs for post-consumer electronic waste. In 2014, the company took back 144,000 tons of household products in Japan, the US and Europe. Panasonic has adopted a materials sourcing policy that prohibits the use of conflict minerals, but the company could still increase its supply chain transparency.

International Strategy Update

Third Quarter, 2016

coup caused volatility until Prime Minister Erdogan regained control. The subsequent crackdown on actual and perceived conspirators has swelled to 100,000 arrests. While Turkish civil liberties may be trampled by the emboldened and increasingly authoritarian Erdogan regime, the market is primarily focused on stability in the short-term.

China focuses intensely on overall economic growth as a means to full employment and social stability. Chinese policymakers responded to rising economic risks this past year with new credit-fueled fiscal stimulus, delaying the structural reform needed to transition its economic growth engine to consumption. Mobile e-commerce is one of the fastest growing areas of consumption in China driven by broad adoption of social media platforms and online payments, and the country has leapfrogged much of the developed world. The online channel accounts for more than 20% of total retail sales, with over two thirds transacted on mobile devices.

These metrics are more than double both the levels in the U.S. and global averages. China could parlay its mobile e-commerce success into

more innovative research and development, which should promote greater economic productivity.

India, once derided as the “Permit Raj” for its excessive bureaucracy, has made strides in politically-challenging but economically-enhancing structural reform. The country recently approved a national goods and services tax (GST), an easy-to-administer value-added tax to replace a complex system of state and local taxes. The change should improve India’s long-term growth prospects by simplifying the movement of goods between Indian states, reducing inefficiencies, and improving tax compliance.

Our Asia Pacific and Emerging Markets holdings are geared to the rising middle class in emerging Asia. Given robust sales and earnings growth and reasonable valuations, we have some exposure to Chinese e-commerce leaders. We have less exposure to commodity-oriented sectors and countries based on our cautious view of the supply and demand dynamics for industrial metals and fossil fuels.

Shareholder Engagement Highlights

Milestones

Corporate Lobbying: Boston Common’s lobbying disclosure resolution received a 34.6% in favor - one of 50 resolutions filed during the 2016 proxy season with **Oracle** and **Verizon Communications**, encouraging **increased disclosure on their lobbying practices**. We voted in favor of 26 shareholder proposals focused on political and lobbying disclosure during the 2016 proxy season. Lauren Compere co-authored an International Corporate Governance Network (ICGN) Viewpoint [“Corporate Lobbying Practices in the U.S.”](#)

Work in Progress

Eco-Efficiency: 3M’s new 2025 Sustainability Goals address further reductions in energy, water, waste, and GHG emissions and it has made substantial reductions since 2005. 3M’s 40-year old Pollution Prevention Pays program has prevented over 2.1 million tons of pollutants and saved 3M nearly \$2 billion. **Panasonic’s** Green Plan 2018 focuses on CO2 reduction, resources recycling, water, chemical substances, and biodiversity. Panasonic has extensive initiatives to promote Eco-conscious Products and Factories. Panasonic’s Green Factories initiative directs each factory to reduce its environmental impacts plus share best practices worldwide. **Origin** said it was the first energy company to adopt all 7 climate change commitments of the We Mean Business coalition. Origin Energy said its business, and its products and services, are centrally positioned around delivering more energy for less carbon. Origin aims to be the renewable and low carbon energy leader for Australia.

Banks and Climate Change: Boston Common will issue an update to **“Are Banks Prepared for Climate Change?”** during the fourth quarter to highlight progress made in 2016 post COP21 across the **45 global banks** covered in the initial report.

New Initiatives

Food Waste and Sustainable Protein: We joined other investors in withdrawing the **food waste proposal** filed at **Costco** after the company discussed its current efforts, including leadership in California, and its commitment to include food waste in its next Sustainability Report. We encouraged Costco to adopt specific metrics and report on its progress, including aggregate, company-wide data on the quantity and final destination (i.e. donations, animal feed, industrial uses, compost, or landfill). We also joined an initiative organized by ShareAction and FAIRR with 35 investors and more than USD \$1.25 trillion AUM to engage 16 food manufacturers and retailers, including **Mondelez** and **Unilever**, on the **development of sustainable protein supply chains** in supermarkets, food retailers, and multinational food manufacturers.

Past performance does not guarantee future results. All investments involve risk, including the risk of losing principal. The information in this document should not be considered a recommendation to buy or sell any security. There is no assurance that any securities we discuss will remain in a strategy at the time you receive this document. The securities discussed do not represent a strategy’s entire portfolio and may represent only a small portion of a strategy’s holdings. It should not be assumed that any securities transactions we discuss were or will prove to be profitable. A different company is selected each quarter to be featured in our Company Spotlight. The company is chosen based on any potential updates to our investment thesis and/or ESG case. Composite returns are presented in U.S. dollars, net of transaction costs, management fees and withholding taxes, with interest and dividends accrued. Returns for periods greater than one year are annualized. This product invests in foreign securities, which are subject to special currency, political and economic risks. The MSCI (Net) EAFE Index is a free-float adjusted market capitalization index that is designed to measure developed market equity performance in developed markets as determined by MSCI, excluding the U.S. and Canada. The Index’s performance results are presented net of estimated foreign withholding taxes on dividends, interest and capital gains. The MSCI (Net) Europe Index captures large and mid-cap representation across the developed market countries in Europe, excluding the United Kingdom. The MSCI (Net) Japan Index captures large and mid-cap segments of the Japanese market. The MSCI (Net) Emerging Markets Index captures large and mid-cap representation across the emerging market countries, as defined by Morgan Stanley. These indices are unmanaged and do not incur management fees, transaction costs, or other expenses associated with separately managed accounts. The composition of our composite is different from the composition of these indices because of differences in sector and industry exposure, risk, volatility and holdings. Boston Common claims compliance with Global Investment Performance Standards (GIPS®). For a full listing of Boston Common’s composites and to request a GIPS® Compliant presentation, please call the Compliance department at 617-720-5557.