

Global Equity Strategy Update

Third Quarter, 2017

GLOBAL MARKET REVIEW

The MSCI ACWI Index (the "Index") rose +5.2% in the third quarter. In local currency terms, the Index rose +4.3% as the weaker US Dollar added +0.9% to US investor returns. An improving economic outlook in Europe and policy uncertainty in the US helped the Euro (+3.6%) and UK Pound (+3.3%) to strengthen relative to the Dollar. The MSCI US Index rose +4.3%, while the MSCI ACWI ex. US Index rose +6.2%. ACWI Europe (+6.6%) outperformed the Asia Pacific (+5.2%) region.

In the US Consumer confidence and economic data remained strong despite domestic challenges and escalating geopolitical rhetoric. Historic weather events brought parts of the country to a standstill and will likely weigh on third quarter GDP numbers. As of now, analysts expect the economic disruption to be manageable. The Federal Reserve did not raise the interest rate this quarter, though market participants now expect the next hike to be in December.

The Eurozone reported 2.3% economic growth in the third quarter, its fastest pace in five years, with manufacturing surveys indicating continued robust expansion. Investors were encouraged by labor reform in France that could help boost the long-term outlook for the Eurozone's second-largest country. Inflation remained subdued despite healthy economic growth and tight labor markets, and the European Central Bank (ECB) maintained its stimulative monetary policy. Japan reported its sixth consecutive quarter of real Gross Domestic Product (GDP) expansion, its longest in eleven years.

The MSCI Emerging Markets Index rose +7.9% led by Latin America (+15.1%) and Eastern Europe (+12.6%). Brazil (+22.9%), Russia (+17.6%) and China (+14.7%) were the best performers in their respective regions. Pakistan (-16.5%) was the worst performing emerging market.

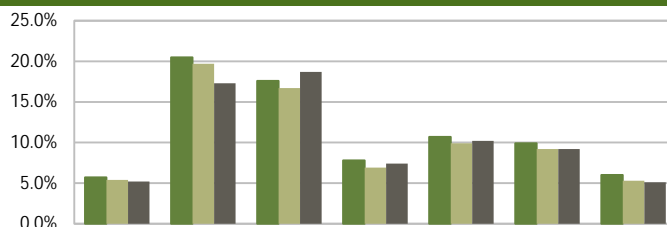
Energy (+9.4%) was the best performing sector in the Index as production cuts helped oil prices rise approximately 20%. The Materials sector (+9.1%) posted strong gains lifted by higher metals prices and the Technology (+8.9%) sector also outperformed. Less economically -sensitive sectors lagged the Index: Consumer Staples (-0.2%), Health Care (+2.5%), and Utilities (+3.3%).

Norway (+19.2%) was the best performing developed market buoyed by energy exposure. Improving economic conditions helped Eurozone markets outperform; Italy (+13.7%), the Netherlands (9.25%), and France (+8.4%) outpaced the Index. Israel (-12.7%) was dragged down by Teva Pharmaceuticals and was the worst performing developed country. New Zealand (-0.1%), Switzerland (+2.0%), and Singapore (+3.1%) also underperformed.

PORTFOLIO REVIEW

A composite of accounts invested in the Boston Common Tax -Exempt Global Equity strategy returned +5.7% before fees, outperforming the Index. Relative results were driven by positive stock selection across various sectors, led by Materials, Technology and Consumer Staples. Regulatory mandates, consumer preferences, and corporate strategies boosted expectations for electric vehicle (EV) penetration and holdings in the EV supply chain rallied: Chilean lithium producer Sociedad Quimica y Minera de Chile (+69.9%) and Belgian cathode manufacturer and metal recycler Umicore (+20.0%). Within Technology, Dutch semiconductor equipment manufacturer ASML (+31.4%) benefited from strong industrial demand, while Chinese ecommerce leader Alibaba (+22.6%) and Russian online search leader Yandex (+25.6%) reported rapid expansion in the market. Our underweight and stock selection in the Consumer Staples sector also contributed to returns. Chinese personal care products maker Hengan International (+27.5%) rallied on strong results. From a regional perspective, Emerging Markets was the primary driver of performance, including Brazilian bank Itau Unibanco (+27.5%), South African media company Naspers (+11.5%) and Taiwan

PERFORMANCE



	QTD	YTD	1Yr	3Yr	5Yr	7Yr	Since Inception*
Gross	5.7%	20.5%	17.6%	7.8%	10.7%	9.9%	6.0%
Net	5.4%	19.7%	16.7%	6.9%	9.9%	9.2%	5.3%
MSCI ACWI	5.2%	17.3%	18.7%	7.4%	10.2%	9.2%	5.1%

CONTRIBUTORS & DETRACTORS

TOP 10	% OF CAPITAL	RETURN	RELATIVE CONTRIB.	SECTOR
SOCIEDAD QUIMICA MINERA DE C	1.9%	69.9%	0.89%	Materials
ALIBABA GROUP HOLDINGS	1.9%	22.6%	0.29%	Technology
ASML HOLDING N V N Y REGISTR	1.3%	31.4%	0.29%	Technology
ITAU UNIBANCO HLDG SA SPON	1.1%	25.2%	0.20%	Financials
YANDEX N V SHS CLASS A	1.0%	25.6%	0.17%	Technology
BIOGEN INC	1.7%	15.4%	0.16%	Healthcare
UMICORE	1.1%	20.0%	0.15%	Materials
CIMAREX ENERGY CO	0.9%	20.7%	0.14%	Energy
NASPERS	2.3%	11.5%	0.13%	Consumer Discretionary
HENGAN INTL GROUP CO LTD	0.6%	27.5%	0.12%	Consumer Staples
			2.54%	

BOTTOM 10	% OF CAPITAL	RETURN	RELATIVE CONTRIB.	SECTOR
CHIPOTLE MEXICAN GRILL INC	0.7%	-26.0%	-0.28%	Consumer Discretionary
PROSIEBENSAT 1 MEDIA	0.7%	-18.4%	-0.20%	Consumer Discretionary
REGENERON PHARMACEUTICALS	1.3%	-9.0%	-0.19%	Healthcare
DISNEY WALT CO	1.5%	-6.5%	-0.18%	Consumer Discretionary
EQUIFAX INC	0.9%	-11.7%	-0.18%	Industrials
ADVANCE AUTO PARTS INC	0.7%	-14.6%	-0.14%	Consumer Discretionary
NAVER CORP	0.7%	-11.2%	-0.13%	Technology
SOUTHWEST AIRLINES CO	0.7%	-9.7%	-0.12%	Industrials
RAKUTEN INC	0.9%	-7.4%	-0.12%	Consumer Discretionary
RECKITT BENCK GRP	0.8%	-8.8%	-0.11%	Consumer Staples
			-1.65%	

Semiconductor (+7.3%). Other key contributors were in the US: biotech firm Biogen (+15.4%) and energy producer Cimarex (+20.7%).

Stock selection in the Consumer Discretionary sector was the largest detractor from performance. In the US, fast casual restaurant chain Chipotle (-26.0%), auto parts retailer Advance Auto (-14.6%) and media giant Disney (-6.5%) reported poor results. German media company ProSiebenSat.1 (-18.4%) suffered from declining TV advertising revenue. Disappointing earnings reports weighed on Rakuten (-7.4%), a Japanese ecommerce company. North America was the weakest region for relative performance. In the US the following stocks declined: credit score provider Equifax (-11.4%) due to cybersecurity breach, Southwest Airlines (-9.7%) due to fare weakness and bio-tech firm Regeneron (-9.0%) due to weaker than expected trial results. Additional detractors included U.K. personal care firm Reckitt Benckiser (-8.8%) and South Korean Internet search leader Naver (-11.2%).

Global Equity Strategy Update

Third Quarter, 2017

PORTFOLIO ACTIVITY

During the quarter, we purchased Chinese online travel agency, Ctrip International, which we see as attractively valued relative to its long-term growth outlook. Ctrip is very well positioned to benefit from the growth in Chinese consumers' domestic and overseas travel. We also acquired US-based semiconductor equipment maker Applied Materials. We believe that, as a leading global semiconductor equipment supplier, Applied Materials can continue to benefit from both the semiconductor cycle and the secular growth outlook.

We sold our position in Swiss telecom provider, Sunrise, since the stock appeared expensive, yet fundamentals look consistent with other Telecom companies. We also closed out our position in Spanish hotel owner, Melia, to fund Ctrip. We sold US credit score provider Equifax on the announcement of a significant data security breach. We were disappointed by the lack of transparency and poor disclosure on the part of management, understanding that Equifax management actions opened the company to both financial and brand equity risk.

ECONOMIC & MARKET OUTLOOK

The world's 20 largest economies are all expected to display solid growth over the next year, creating the conditions for a synchronized global expansion. In the developed world, and most notably the US, this has been supported by unprecedented monetary stimulus and asset appreciation. Thus far, inflation has been modest, interest rates low, and corporate earnings strong. Unemployment in the US has declined as the economy continues to create new jobs, but wage increases have not kept pace. And although several new risks have emerged on the geopolitical, ecological (fires and floods), structural (cybersecurity), and societal (gun violence) fronts, these have not thus far interrupted the steady trajectory of global economic growth.

Europe is experiencing a broad-based recovery and key elections this year have brought political stability. Japan is also enjoying a pick-up in GDP growth and looks set to maintain steady leadership. In both places, inflation is quite low and central banks remain accommodating, helping to form a favorable fundamental backdrop. With aggregate earnings projected to grow 9% and a dividend yield nearly 2.3%, Global equities, trading at a price-to-earnings ratio of 16x, could deliver mid-to-high single-digit returns over the next few years. Key risks include geopolitical shocks, backsliding on European integration, protectionism, and long-term demographic headwinds.

Based on our constructive outlook, we have more exposure to cyclical sectors compared to the Index. End-market themes within these areas include proliferating semiconductor content, energy efficient products, green chemicals, the electric vehicle supply chain, and the rising middle class in emerging markets. Efficiency improvements and shifts in transport should suppress oil demand, and thus we remain cautious on Energy stocks. In the defensive sectors, we have a preference for healthcare and telecom stocks.

US & Canada

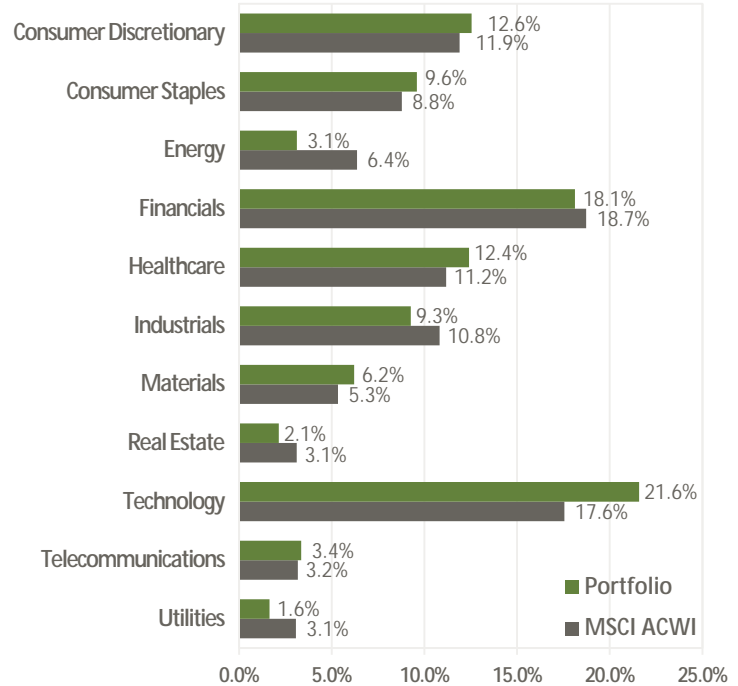
Low inflationary expectations and low global interest rates have held US bond yields low, causing the yield curve to flatten even as the Fed raises short term interest rates. There are reasons that bond yields could rise from here. As the Fed tapers its bond buying, one potential source of demand for bonds would be removed. There is also the potential for a significant tax cut, which would lead to a larger deficit and higher borrowing needs in the near term. Bond yields could rise from here, though slowly.

Looking ahead, corporate profits appear poised to exceed expectations, as companies benefit from global growth, a lower dollar, and only modest increases in costs. Globalization, automation, and the digital age are examples of longer-term trends that have cut costs and improved corporate efficiency. Over the near term, capacity utilization rates are still below historical standards (JP Morgan estimates 76.1% versus 80% in prior cycles) and wage growth is below expectations. With strong revenue growth, earnings growth can be sustained as margins improve. Share buybacks continue to contribute to higher earnings per share and any tax cuts that materialize in 2018 could be a further boost to profits.

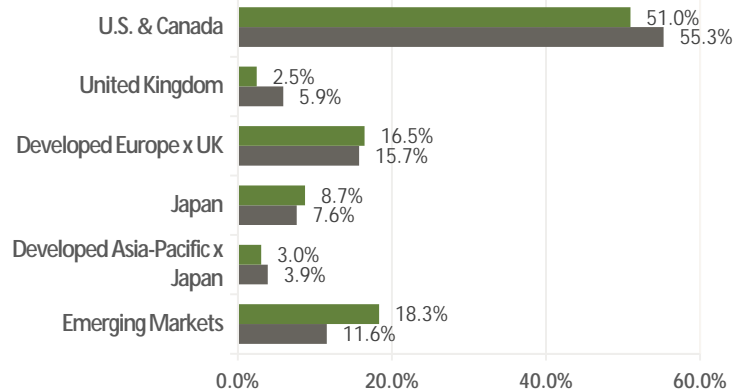
Europe

Economic optimism abounds in the Eurozone; manufacturers' surveys are near a 10-year high and consumers are more confident than at any time since 2001. European corporations are projected to grow earnings about 10% in 2017 and 2018. Despite rising demand and tightening labor markets, inflation looks likely to remain subdued and the European Central Bank has patiently maintained supportive policies. Positive

SECTOR ALLOCATION



REGIONAL ALLOCATION



PORTFOLIO CHARACTERISTICS

	BOSTON COMMON	MSCI ACWI
# HOLDINGS	86	2,491
Valuation		
Next 12m Price to Earnings	18.3	16.0
Price to Book Value	3.5	2.3
Price to Sales	2.7	1.6
Dividend Yield	1.7%	2.3%
Growth		
5yr Sales Growth	5.2%	1.4%
5yr EPS Growth	9.1%	4.6%
Risk		
Wtd Avg Mkt Cap	135,253	120,745
LT Debt/Cap	31.0%	39.4%
Beta	1.05	1.00

Global Equity Strategy Update

Third Quarter, 2017

developments in France provided a catalyst for the sharp upturn in European prospects.

Historically, France has been derided for its stagnant economy, exemplified by the joke: “there is no French word for entrepreneur.” In reality, the French economy has grown faster than some boom-and-bust European economies. Productivity has surpassed big neighbors including the UK, as French workers log fewer hours but manage to produce more output per hour. France’s long-term strengths include its high ranks in education and infrastructure as well as its demographic profile. Based on its relatively high fertility rate, the French population is growing faster than most of Europe.

France has long endured an inefficient labor market as stringent regulations (including 12 to 24 months of required severance in many cases), persuaded employers to increasingly hire temporary staff. The system has led to structurally high French unemployment, currently 9.5%, which is above the Eurozone’s average and more than double the rate in Germany and in the UK. In September, President Emmanuel Macron signed a new law that will provide businesses more flexibility to negotiate labor contracts and lower the costs of employee dismissals. Importantly, France’s large unions were regularly consulted during the legislative process, and two of the three largest unions implicitly supported the changes. The inclusive nature of the reform is reminiscent of Germany’s labor reforms of the early 2000s, which have been credited for laying the groundwork for the country’s strong economic performance over the past 15 years.

Political uncertainty has been a headwind for the European market over the past seven years. In Germany’s recent national elections, Angela Merkel’s center-right parties won the largest share of the vote, but the populist, Eurosceptic AfD party won 13% of the vote, sufficient to enter parliament for the first time. Catalonia’s contested vote in favor of independence from Spain is a new issue to watch since the region has a population larger than Ireland and contributes about one quarter of Spanish GDP. As the UK has demonstrated, voting for separation is far easier than negotiating a divorce settlement. Brexit negotiations cloud Britain’s economic future and our portfolios are underweight the UK. Continental Europe’s profit rebound and valuation look compelling and we are overweight the region. Our European exposure is focused on businesses levered to the improving economic cycle, environmental solutions providers, as well as companies with sustainable corporate practices.

Europe

Japan’s economy has been experiencing solid growth and full employment without wage pressure. Business sentiment recently reached a ten-year high and the unemployment rate is 2.8%. An aging workforce, a structural shift to lower-paid temporary and female workers, and ingrained expectations of stable prices have kept wages flat over the past 20 years. Stagnant income depresses aggregate demand and prevents firms from raising prices, a driving factor keeping inflation far below the Bank of Japan’s (BOJ) 2.0% target. As a result, the BOJ will likely keep purchasing financial assets, a practice known as quantitative easing. The BOJ’s balance sheet is already larger than that of the US Federal Reserve, despite the fact that Japan’s economy is less than one third its size. As Japan’s expansionary monetary policy continues to diverge from other developed countries now moving towards normalization, we expect the Yen will weaken and aid the country’s export-led growth efforts.

Since adopting the Stewardship Code in 2014, Japan has worked to update its antiquated corporate governance practices. While Japanese board independence and diversity still substantially lag Europe’s, significant progress has been made: the share of Japanese companies with two or more independent directors increased from 18% to 78% over this four-year period. Prime Minister Abe has called for a general election on October 22nd that will likely give him a new four-year term. A fresh mandate for his set of aggressive, pro-growth policies could help build on the current momentum in Japan. We are encouraged by the BOJ’s efforts to revive inflation and by incremental attention to the rights of minority shareholders. Our portfolios are modestly overweight Japan in companies with sustainable growth drivers and progressive management teams.

Asia Pacific & Emerging Markets

Emerging Markets (EM) account for an increasing share of global GDP and have played a key role in upgrading world output growth to a five-year high.

NEW & CLOSED POSITIONS

CLOSED	SECTOR	% OF PORT.
APACHE CORP COM	Energy	0.5%
EQUIFAX INC COM	Industrials	1.2%
MELIA HOTELS INTERNATIONAL	Consumer Discretionary	0.9%
SUNRISE COMMUNICATIONS GROUP	Telecommunications	0.6%
TOTAL CLOSED		3.3%

NEW	SECTOR	% OF PORT.
APPLIED MATLS INC COM	Technology	0.8%
CTRIPO COM INTL LTD AMERICAN DEP SHS	Consumer Discretionary	0.9%
TOTAL NEW		1.7%

COMPANY SPOTLIGHT

ESG Integrated Investment Thesis

Sociedad Quimica y Minera de Chile SA (SQM) is a low-cost producer of various chemicals whose environmental and clean tech applications should continue to benefit from strong secular demand. The company is the world’s largest producer of lithium, an integral component in the lithium-ion batteries used in electric vehicles (“EV”) and solar panel storage. The expected widespread EV adoption as society transitions to a low-carbon economy should drive demand growth for lithium over the next decade. Suppliers such as SQM stand to benefit from this supply-demand dynamic, especially in the short term, which supports strong pricing. Other chemicals are also seeing increased demand: nitrate use is growing due to a variety of sources, including concentrated solar applications and organic farming, while iodine is benefiting from medical applications and LCD and LED technology.

In addition to its products’ positive environmental applications, SQM is also an industry leader in utilizing solar energy in its operations as 93% of the energy used by the company comes from renewable sources, primarily solar. As demand for SQM’s products expands, we see opportunities for margins to increase, especially as SQM’s access to Chile’s Atacama Desert provides it with large reserves at low marginal costs. Valuation appears reasonable for 2-3 years of double digit earnings growth.

Company Profile

Founded in 1968, SQM is a specialty chemicals producer based in Santiago, Chile. With its large brine and caliche ore deposits in the Atacama Desert, one of the driest places on Earth, SQM is the world’s largest producer of potassium nitrate, iodine, and lithium. The company’s lithium mining primarily involves passively drying brine in large solar evaporation ponds. SQM has adopted an environmental management framework in line with that of the International Organization for Standardization (ISO) and has published detailed, GRI-aligned sustainability reports since 2009.

ESG Engagement Opportunities

The company has policies and programs in place to manage energy, water, wastewater, and biodiversity impacts resulting from its operations. Though the company has made efforts to protect the environment and reduce its impact on local communities, we see potential for SQM to strengthen its efforts concerning the protection of indigenous peoples’ rights. The company has notably worked with the Aymara community to preserve local culture, but we would like to see more involvement due to its exposure to potential human rights risks given its location and the nature of its operations.

Global Equity Strategy Update

Third Quarter, 2017

Commodity-oriented countries Brazil and Russia have experienced the most pronounced turnarounds, while China and India have been the fastest growing large EM countries. Indian growth recently moderated after the country instituted two major reforms: demonetization and sales tax centralization. China has also slowed as it pushes to rebalance its economy from infrastructure and investment to more environmentally benign consumption and services. In September, China announced a requirement that new energy vehicles (NEVs), mostly battery electric and plug-in hybrid cars, must account for at least 10% of each auto company's sales by 2019. Generous subsidies, an aggressive mandate, and improvements in EV performance have driven a nearly seven-fold increase in NEV sales over the past two years. Global auto makers are responding to the booming Chinese EV market by retooling their product development strategies.

South Korea, the second largest country in the MSCI Emerging Market Index after China, is more than 3 and 16 times wealthier, in per capita GDP terms, than China and India respectively. Despite its high income classification, South Korea is categorized as an EM by MSCI. From our perspective, the threat of military action from its rogue neighbor to the north, in addition to endemic corporate governance

challenges represent significant obstacles and help explain the Korean market's historical discount (typically 15% to 30%) compared to the EM Index. North Korea's military threat is a key risk for both South Korea and the rest of the world, but we believe its enigmatic leader, Kim Jong-un, is more interested in preserving his family dynasty than waging war. South Korea's chaebols (networks of interrelated corporations) dominate industry, are controlled by only a few families, and have demonstrated inherent conflicts of interests. Recently elected President Moon Jae-in plans to reduce the chaebols' influence through reform and boost workers by raising the minimum wage by 16%.

South Korea deserves credit for developing global leaders in technology, a sector that accounts for almost half of its market. The capital-intensive semiconductor industry has been an area of strength; supplier consolidation and demand from new industrial end-markets have limited price deflation for this typically cyclical business. Our portfolios are overweight Emerging Markets with an emphasis on consumer, technology, and financial stocks where we see sustainable long-term growth and attractive valuations.

Shareholder Engagement Highlights

Milestones	<p>Impact Report – Our first Engagement Report “Achieving Impact in Public Equities”, was released, highlighting our engagement results on Environmental, Social and Governance (ESG) issues. We engaged over 190 companies around the world in 2016, resulting in 44 companies making significant changes or commitments on products, processes and practices.</p> <p>Banks & Climate Change: We launched the third phase of our Banks & Climate Change engagement in collaboration with ShareAction, a UK pension advocacy group, calling on banks to align with the Taskforce on Climate-related Financial Disclosures. Our letters to 60 banks were signed by over 100 investors with \$1.8 trillion in AUM. We met with Bank Rakyat, Barclays, Fifth Third Bank, PNC Financial and Standard Chartered. During July, we held our third in-person senior executive meeting with PNC.</p>
Work in Progress	<p>International Flavors & Fragrances: We met with IFF whose Vision 2020 business strategy uses circular economy concepts to advance their long-term success. We encouraged IFF to explicitly cite cost savings from its Eco-Efficiency initiatives in quarterly earnings presentations and examined how IFF is addressing water risk in its agricultural supply chain and could utilize the CFP (Carbon Footprint Project) framework.</p> <p>Access to Nutrition Index: As Co-Chair of the Access to Nutrition Foundation (ANTF) Investor Group, we wrote to 19 companies including Grupo Bimbo, Mondelez, PepsiCo, and Unilever, supporting active engagement & data collection for the 2018 Indices. We participated in a discussion with US companies on the first US Spotlight Index focused on corporate, marketing and sales practices.</p> <p>PepsiCo: In September, Boston Common helped to lead a multi-issue engagement with PepsiCo, which included senior level representatives across a number of areas. Issues advanced included sustainability governance, nutrition, human rights, responsible sourcing and water stewardship. PepsiCo shared that it recently adopted a science-based target to reduce its absolute greenhouse gas emissions by 20% by 2030. Boston Common has engaged PepsiCo on E&S risks in its agricultural supply chain since 2013.</p>
New Initiatives	<p>Tax Transparency: Boston Common joined the PRI advisory committee focused on tax transparency. This initiative will focus on engaging IT and Healthcare companies to encourage best practices in corporate income tax disclosure and mitigating tax risks.</p> <p>Gender Diversity on Boards: Boston Common's Lisa Hayles joined the board of the 30% Coalition this month, a national collaboration of investors, companies and researchers focused on raising the participation of women on the boards of publicly listed companies. Since the launch of the coalition, more than 150 companies have added women to their boards of directors.</p>

Past performance does not guarantee future results. All investments involve risk, including the risk of losing principal. The information in this document should not be considered a recommendation to buy or sell any security. There is no assurance that any securities we discuss will remain in a strategy at the time you receive this document. The securities discussed do not represent a strategy's entire portfolio and may represent only a small portion of a strategy's holdings. It should not be assumed that any securities transactions we discuss were or will prove to be profitable. A different company is selected each quarter to be featured in our Company Spotlight. The company is chosen based on any potential updates to our investment thesis and/or ESG case. Composite returns are presented in U.S. dollars, net of transaction costs, management fees and withholding taxes, with interest and dividends accrued. Returns for periods greater than one year are annualized. This product invests in foreign securities, which are subject to special currency, political and economic risks. The MSCI (Net) ACWI Index is a free-float adjusted, market capitalization-weighted index of the largest publicly traded companies listed on the exchanges of the developed and emerging market countries around the world. The MSCI ACWI ex. U.S. Index is a free-float adjusted, market capitalization weighted index of the largest publicly traded companies listed on the exchanges of developed and emerging market countries around the world, excluding U.S.-based companies. The MSCI (Net) EAFE Index is a free-float adjusted market capitalization index that is designed to measure developed market equity performance in developed markets as determined by MSCI, excluding the U.S. and Canada. The Index's performance results are presented net of estimated foreign withholding taxes on dividends, interest and capital gains. The MSCI (Net) Emerging Markets Index captures large and mid-cap representation across the emerging market countries, as defined by Morgan Stanley. The S&P 500 Index is a broad market index of the 500 largest U.S. large cap companies. The Russell 1000 Value Index is a capitalization-weighted index of the largest publicly-traded U.S. companies that have a low price-to-book, price-to-earnings, and price-to-cash-flow valuations relative to a broader universe of companies. The Barclays Intermediate Government/Corporate Bond Index tracks all investment grade corporate and U.S. Government issues over \$200 million with remaining maturities of between one and ten years. These indices are unmanaged and do not incur management fees, transaction costs, or other expenses associated with separately managed accounts. The composition of our composite is different from the composition of these indices because of differences in sector and industry exposure, risk, volatility and holdings. Boston Common claims compliance with Global Investment Performance Standards (GIPS®). For a full listing of Boston Common's composites and to request a GIPS® Compliant presentation, please call the Compliance department at 617-720-5557.